



# LET'S DRAW... Holiday Gift Boxes

BOXES ARE IMPORTANT FOR DRAWING. THINK OF HOW MANY THINGS ARE MADE UP OF **BOX SHAPES!**

*BUILDINGS, VEHICLES, ROBOTS...*



...EVEN ME! I'M A **DREIDEL!** THAT'S A KIND OF SPINNING TOP FOR HANUKKAH. I'M A MODIFIED BOX TOO!



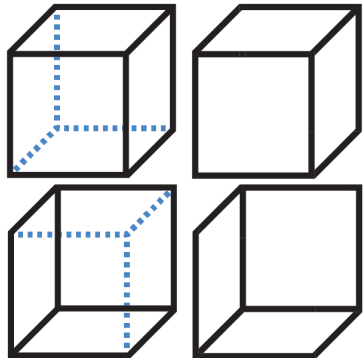

1: DRAW A SQUARE OR A RECTANGLE



2: DRAW ANOTHER OVERLAPPING ONE JUST LIKE IT



3: CONNECT THE CORNERS



NOW DECIDE WHICH SIDE OF YOUR BOX IS THE **FRONT** AND **ERASE** WHICHEVER LINES YOU WOULDN'T BE ABLE TO SEE.

DEPENDING ON WHICH EDGES YOU **ERASE**, YOUR BOX WILL FACE A **DIFFERENT DIRECTION!**

## Final Step: Decoration!

HERE'S THE SAME BOX ALL **PRETTIED UP** WITH WRAPPING PAPER, RIBBON, AND A GIFT TAG. LOOKS **FESTIVE**, RIGHT?

AND HERE'S A SPACE WHERE YOU CAN DRAW **YOUR OWN** BOXES AND DECORATE THEM **HOWEVER YOU LIKE!**

